

Panasonic NS-700 Mailbox Group Setup Telquest Tech Support

One or more Mailbox Groups can be created in System Programming.

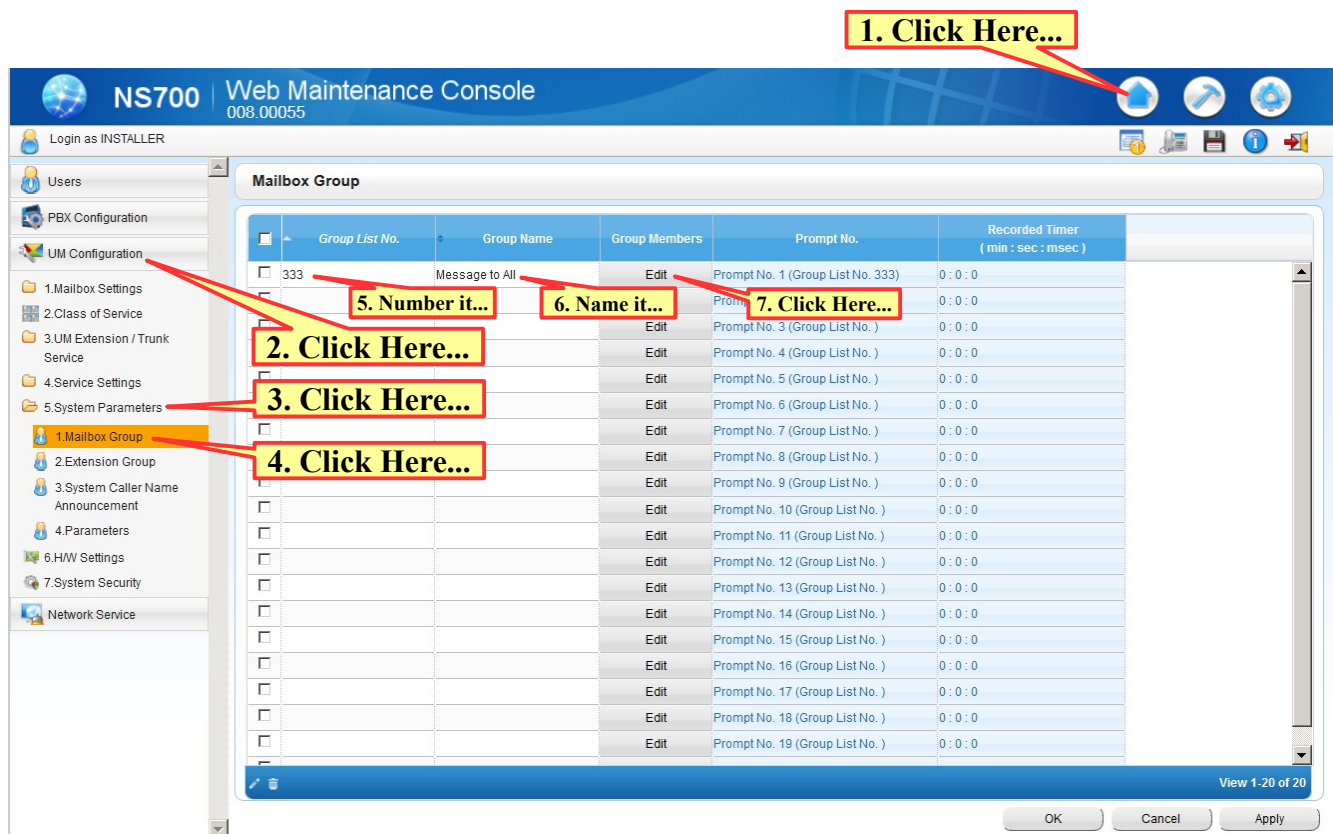
Each Mailbox Group can be assigned a different Group List Number.

Each Mailbox Group can contain any or all member Mailboxes.

You can dial into a Mailbox Group and record a message that will be placed in each members mailbox.

Assign a Group List Number and Group Name:

1. Click Here...



Mailbox Group

Group List No.	Group Name	Group Members	Prompt No.	Recorded Timer (min : sec : msec)
333	Message to All	Edit	Prompt No. 1 (Group List No. 333)	0 : 0 : 0
		Edit	Prompt No. 3 (Group List No.)	0 : 0 : 0
		Edit	Prompt No. 4 (Group List No.)	0 : 0 : 0
		Edit	Prompt No. 5 (Group List No.)	0 : 0 : 0
		Edit	Prompt No. 6 (Group List No.)	0 : 0 : 0
		Edit	Prompt No. 7 (Group List No.)	0 : 0 : 0
		Edit	Prompt No. 8 (Group List No.)	0 : 0 : 0
		Edit	Prompt No. 9 (Group List No.)	0 : 0 : 0
		Edit	Prompt No. 10 (Group List No.)	0 : 0 : 0
		Edit	Prompt No. 11 (Group List No.)	0 : 0 : 0
		Edit	Prompt No. 12 (Group List No.)	0 : 0 : 0
		Edit	Prompt No. 13 (Group List No.)	0 : 0 : 0
		Edit	Prompt No. 14 (Group List No.)	0 : 0 : 0
		Edit	Prompt No. 15 (Group List No.)	0 : 0 : 0
		Edit	Prompt No. 16 (Group List No.)	0 : 0 : 0
		Edit	Prompt No. 17 (Group List No.)	0 : 0 : 0
		Edit	Prompt No. 18 (Group List No.)	0 : 0 : 0
		Edit	Prompt No. 19 (Group List No.)	0 : 0 : 0

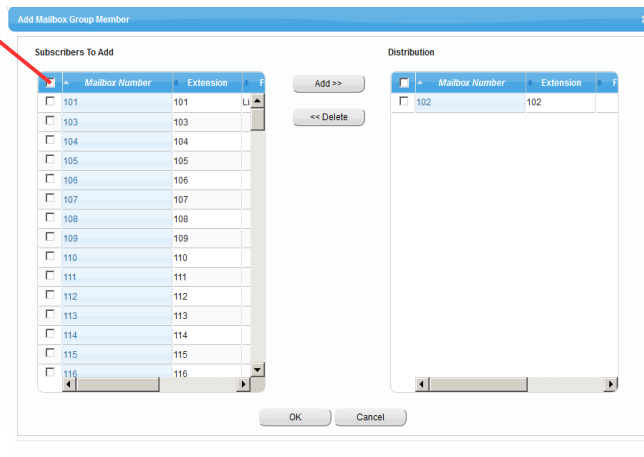
View 1-20 of 20

OK Cancel Apply

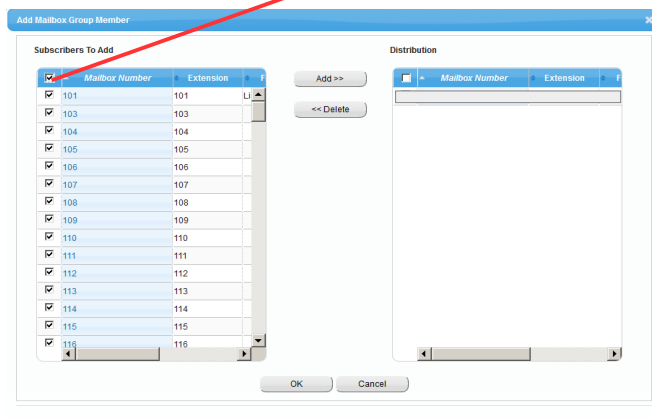
After you click the Edit Button, you will see this pop up:

You can check each of the Mailboxes that will receive the message.

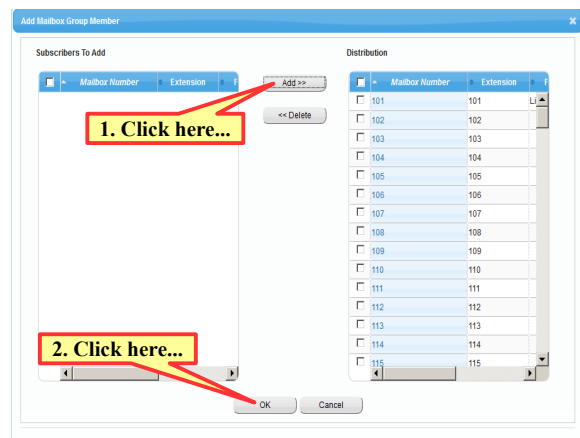
Or, you can check here, to add all Mailboxes.



Here, I have selected all Mailboxes:



Then click the Add button.
Then the OK button.



How to record a message in the Mailbox Group

Log into your mailbox.

On your phone, press the Intercom Button and then dial 500.

Enter your password followed by a # (POUND).

Dial 2 to Deliver a Message.

**Enter the Mailbox Group number.
333 in this example.**

Dial 2 to accept the Mailbox Number.

Dial 1 to Record your Message.

After you record your message, you can just hang up or press 1 for additional options.

All of the mailboxes in the group will have their Message Waiting LED come on.

They can each log into their mailbox to hear your message.